



## Features & benefits

- Flat packed, easy to transport and quick to assemble
- Assembled from lightweight low profile Matrix mainframe panels and 16mm dia poles
- No tools required
- High quality PVC frames and poles are available in a choice of 3 colours
- Choice of beech or black laminated MDF tabletops
- Overall assembled size (mm): 1000(h) x 1000(w) x 570mm




Hardware specifications	Graphic specifications	Additional info
<p>Assembled Dimensions (mm): 1000mm (H) x 1000mm (W) x 570mm (D)</p> <p>Weight: 16kg approx</p>	<p>Recommended graphic size for front: Full Wrap 980mm (h) x 757mm (w)</p> <p>Recommended graphic size for side: 980mm (H) x 400mm (W)</p>	<p>Recommended carry bag size(mm): 1050(h) x 850(w) x 185(d)</p> <p><b>Please note:</b> Extra packaging material is recommended as the bag needs to be packed out due to the curved panel</p>

# Assembly Instructions

## Kit Includes


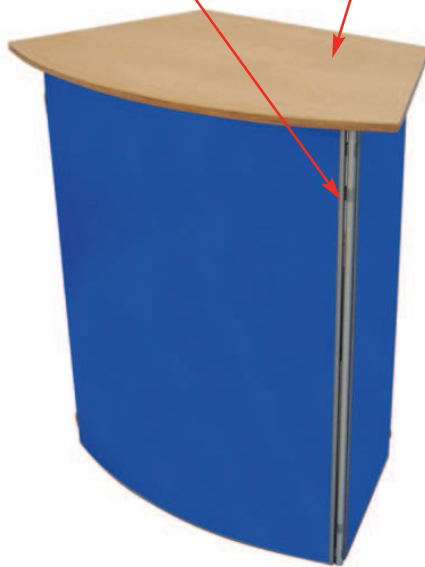
- A** Front panel
- B** Side panel
- C** Table top
- D** Shelf supports
- E** Shelf



Connect the front panel with the two side panels (A and B) by pushing the pole on the side panel onto the pole clip on the front panel, repeat for the remaining sides until the above shape is created.



Lift the table top (C) onto the panels making sure the table top locators are sitting on the top of the poles.



Place the shelf locators (D) at the desired height on the inside of the unit by placing the velcro against the material and pressing firmly. Lift the shelf (E) onto the shelf locators and press together making sure the shelf is secure.